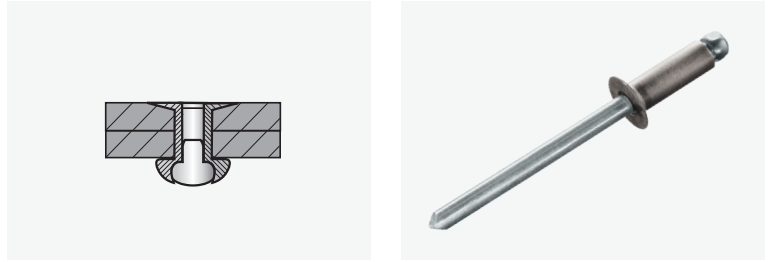


BLINDNIETE SENKKOPF

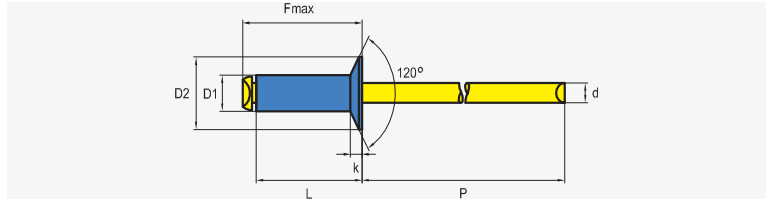
BLIND RIVETS COUNTERSUNK HEAD

RIVETS AVEUGLES TÊTE FRAISÉE




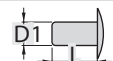





Monel® verzinkt
Monel® zinc plated
Monel® zingué

Stahl verzinkt
Steel zinc plated
Acier zingué





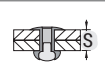




Ø 3,2 mm

D1 = 3,2 + 0,08 / - 0,15 mm
D2 = 6,3 +/- 0,3 mm
k = 1,1 +/- 0,2 mm
d = 1,9 mm
P ≥ 27,0 mm
L = + 1,0 / - 0,2 mm
 3,3 mm


	F-Max		CODE				
3,2 x 5,8 mm	10,8 mm	0,8 - 2,5 mm	71322 32580	1500 N	1900 N	1000	10000
3,2 x 7,0 mm	12,0 mm	2,5 - 3,8 mm	71322 32700			1000	10000
3,2 x 8,5 mm	13,5 mm	3,8 - 5,1 mm	71322 32850			1000	10000
3,2 x 10,0 mm	15,0 mm	5,1 - 6,6 mm	71322 32100			1000	10000
3,2 x 11,2 mm	16,2 mm	6,6 - 7,9 mm	71322 32112			1000	10000


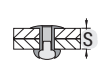




Ø 4,0 mm

D1 = 4,0 + 0,08 / - 0,15 mm
D2 = 8,0 +/- 0,3 mm
k = 1,2 +/- 0,2 mm
d = 2,3 mm
P ≥ 27,0 mm
L = + 1,0 / - 0,2 mm
 4,1 mm


	F-Max		CODE				
4,0 x 7,2 mm	12,2 mm	2,0 - 3,3 mm	71322 40720	2200 N	3000 N	1000	10000
4,0 x 8,7 mm	13,7 mm	3,3 - 4,8 mm	71322 40870			1000	10000
4,0 x 10,5 mm	15,5 mm	4,8 - 6,6 mm	71322 40105			1000	10000
4,0 x 11,3 mm	16,3 mm	6,6 - 7,4 mm	71322 40113			1000	10000
4,0 x 12,5 mm	17,5 mm	7,4 - 8,6 mm	71322 40125			500	5000

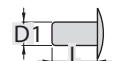
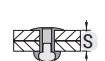




Ø 4,8 mm

D1 = 4,8 + 0,08 / - 0,15 mm
D2 = 8,1 +/- 0,3 mm
k = 1,4 +/- 0,2 mm
d = 2,9 mm
P ≥ 27,0 mm
L = + 1,0 / - 0,2 mm
 4,9 mm

	F-Max		CODE				
4,8 x 9,0 mm	14,5 mm	3,1 - 4,6 mm	71322 48900	3300 N	3750 N	500	5000
4,8 x 10,5 mm	16,0 mm	4,6 - 5,8 mm	71322 48105			500	5000
4,8 x 11,0 mm	16,5 mm	5,8 - 6,6 mm	71322 48110			500	5000
4,8 x 14,0 mm	19,5 mm	6,6 - 9,4 mm	71322 48140			500	5000
4,8 x 18,0 mm	23,5 mm	9,4 - 13,2 mm	71322 48180			500	5000
4,8 x 20,5 mm	26,0 mm	13,2 - 15,8 mm	71322 48205			500	5000

Ø 6,4 mm

D1 = 6,4 + 0,08 / - 0,15 mm
D2 = 10,8 +/- 0,3 mm
k = 1,7 +/- 0,2 mm
d = 3,9 mm
P ≥ 31,0 mm
L = + 1,0 / - 0,2 mm
 6,5 mm

	F-Max		CODE				
6,4 x 14,5 mm	21,0 mm	5,0 - 8,4 mm	71322 64145	5400 N	6750 N	250	2500
6,4 x 19,4 mm	25,9 mm	8,4 - 13,5 mm	71322 64194			250	2500